



## System Checker

### Tips and Tricks

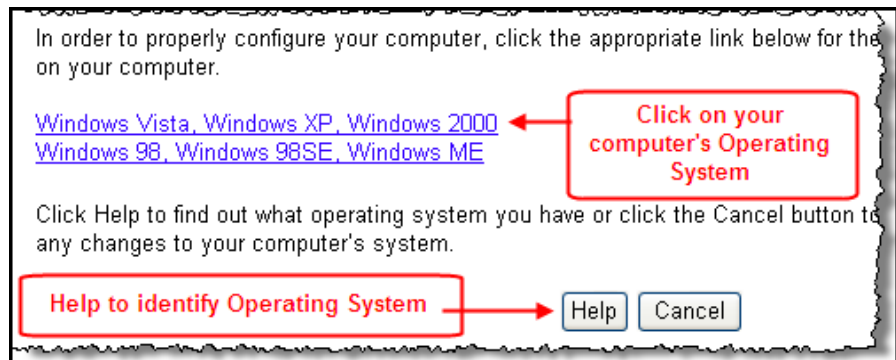
July 2008

To prepare your computer to run Paragon at its best, certain system settings **must** be checked. System Checker will adjust settings in your computer such as screen resolution, printer margins, pop up blockers, active x controls, and Java settings to optimize Paragons performance. The following steps should be done before your first Log In to Paragon. It is also advised to rerun System Checker periodically to keep your computer's settings correct.

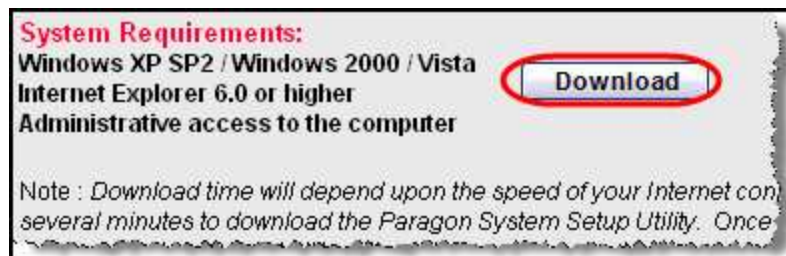
To start System Checker click the System Checker button on the Paragon log in page.



Choose your computer's operating system. If you're running Windows XP or higher click on that line and continue on to next step. If you are running Windows ME or lower go on to page 4 of this guide. If you do not know what operating system you have, click help.



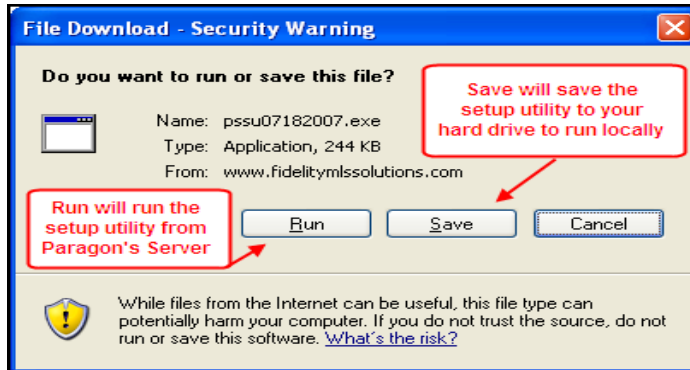
After choosing Windows XP or higher operating System, the Fidelity Paragon System Setup Utility web page will open, click on the **Download** button to start running the setup utility.





## System Checker Tips and Tricks July 2008

Click either **Run** or **Save**. Both choices do the same thing. Run starts the setup utility and runs it from the Paragon Servers, Save will store the setup utility program on your hard drive so you can run it at a time that is convenient.

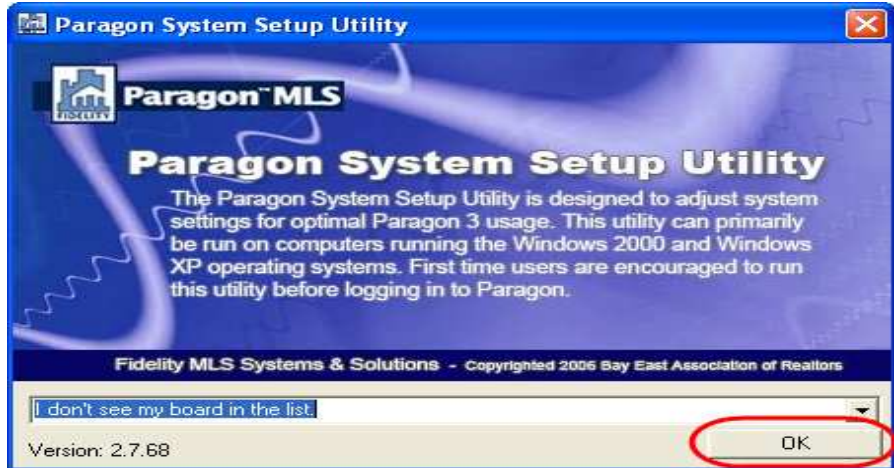


A second security window will open from your Internet Explorer. Click **Run**.

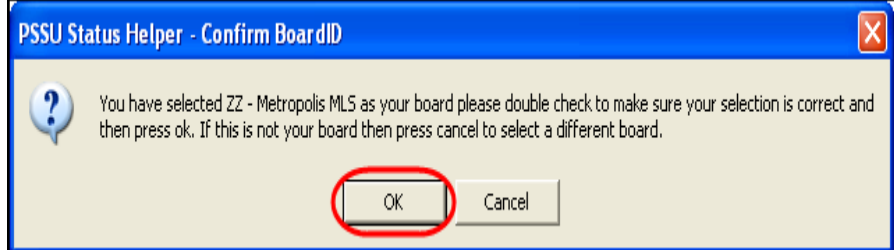


Choose your MLS name by selecting it from the drop down menu. MLS' are listed by state. If you do **not** see your MLS or Board name select, "I don't see my board in the list."

Click **OK**.



Paragon Setup Utility will double check with you to make sure the correct MLS is selected. If this is the MLS you requested click ok.





## System Checker

### Tips and Tricks

July 2008

Now click **Run**,



To print out listing reports correctly click **Yes**.

#### PSSU Helper - Disable Background Printing

Would you like to enable the printing of Background Colors and Images? Please note for best use of Paragon it is recommended you enable this option.



In order for Paragon to run correctly, you must have Microsoft Java Virtual Machine on your computer. If the setup utility cannot find it on your computer it will ask for permission to download it, click **Yes**.

#### Paragon Autofix Status Helper - Missing MSJVM



You are missing Microsoft Java Virtual Machine this is a required component for Paragon would you like to download it now?



Click on **Start Download** to start the Microsoft Java Virtual Machine Download.

Fiorenti MLS Systems & Solutions - Copyrighted 2006 Bay East Association of Realtors

Click start to download Microsoft Java Virtual Machine



Keeping your temporary internet files cleaned out of storage helps to free up hard drive space, and also helps to increase speed on the internet.

Click **Yes** to delete these files.

#### Paragon Autofix Status Helper - Clean TIF



Would you like to clear your temporary internet files?



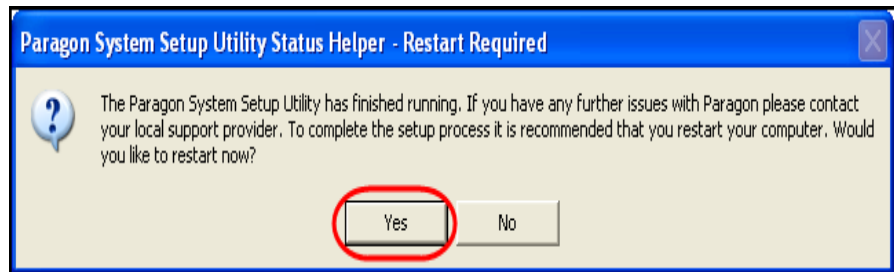


## System Checker *Tips and Tricks* July 2008

To delete cookies off of your computer check the delete cookies box. Then click the next button to start the process of deleting the temp files and cookies.



Once the set up utility has finished, you will be asked if you would like to reboot your computer. Make sure any important files that may be opened on your computer are saved. Then click **Yes** for your computer to reboot, then the changes will take effect.



\*\* If your Operating System is Windows 98 SE or Windows ME, or if you do not want to run the Setup Utility on your Computer, click on the Click Here link above your choice of Operating System for step by step set up instructions.



System Checker has now put an icon on your desktop for quick access to Paragon. Also Paragon will be set as a trusted site for Internet Explorer, and most security software. Printer margins will be set to .25, and the internet page will be removed from any printed documents. Screen resolution will also be optimized for best use with Paragon.

**\*\*Note\*\*** Some MLS' have encouraged their membership to run System Checker every 2 weeks or more. This has resulted in fewer tech support calls, both into the local MLS offices and at Fidelity Tech Support. It has also been noted that when a problem arises with a computer running Paragon, usually running System Checker will eliminate many problems.

### Fidelity MLS Systems Division

If you have a suggestion or Tips & Tricks, please email [mlsinfo@fnis.com](mailto:mlsinfo@fnis.com) or call 877-657-4357.

© 2008 Fidelity MLS Systems and Solutions. All trademarks are the property of their respective companies