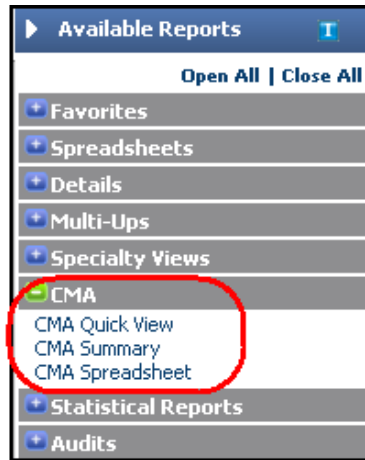
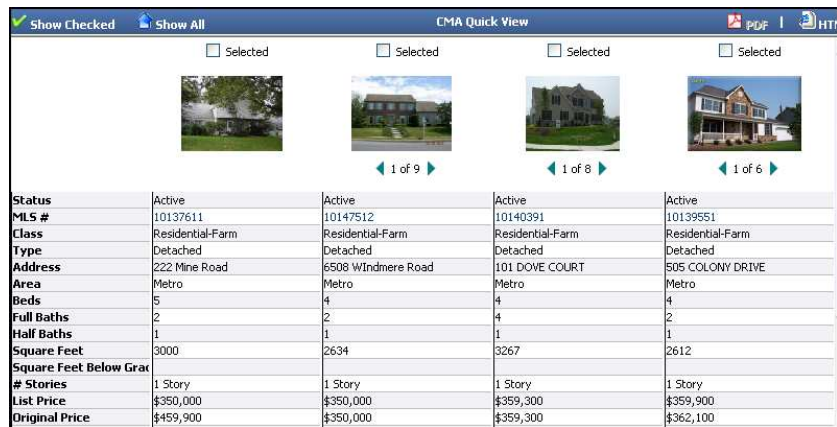


There are three **CMA Views** available within the **Available Reports** after you have search results, CMA Quick View, CMA Summary and CMA Spreadsheet. If you want a full CMA Presentation Package use the CMA tool on the main Navigation Bar.

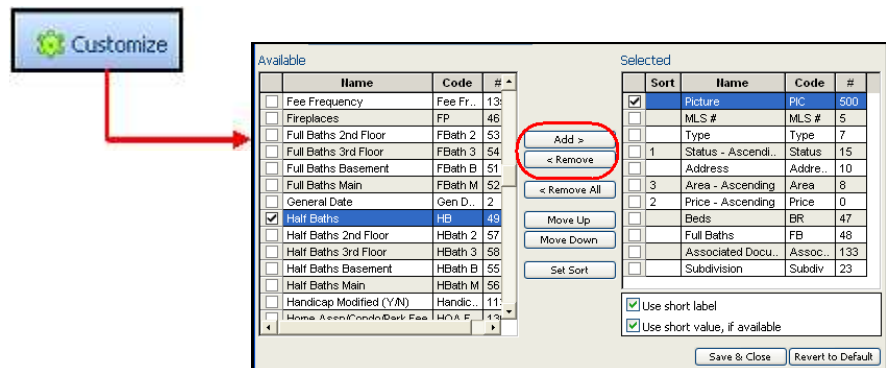
First do a search for your specific inventory. To navigate to these views click **CMA** under the **Available Reports** and then click the name of the report you want.



The **CMA Quick View** displays comp listings in a vertical format that makes it easy to compare a group of properties. A thumbnail image is displayed for each listing and you can add as many fields as necessary to compare the properties.



To add or remove fields from this view click **Customize** on the Action Tool-bar. The fields on the left are the available fields and the fields on the right are selected for that view. Highlight the field and click **Add** or **Remove** to change the selected fields. Click **Save & Close** when done.





CMA Views *Tips and Tricks* September 2008

The CMA Summary View is a One-Line view with six mandatory fields. You can select up to 10 listing fields (except the "Picture" field) to be added to the report. Listings are grouped by the combination of Class and Status.

CMA Summary Report										
<i>Residential-Farm - Active</i>										
ADDRESS	BR	FB	HB	CMAD	SF AG	DOM	LP	\$/SF AG	SP	\$/SF AG
<input type="checkbox"/> 2001 Raleigh Road	5	3	1		2604	34	\$350,000	\$134.41		
<input type="checkbox"/> 505 COLONY DRIVE	4	2	1		2612	250	\$359,900	\$137.79		
<input type="checkbox"/> 2295 Sandhill Road	5	3	1		2791	50	\$359,900	\$128.95		
<input type="checkbox"/> 10 Harvey Road	5	2	1		2650	22	\$359,900	\$135.81		
<input type="checkbox"/> 181 HARTFORD DRIVE	4	2	1		2507	250	\$364,900	\$145.55		
<input type="checkbox"/> 2088 Powderhorn Dr	3	2	1		2350	166	\$369,000	\$157.02		
<input type="checkbox"/> 1411 Farmhouse Lane	4	2	2		3000	112	\$370,000	\$123.33		
<input type="checkbox"/> 110 HARTFORD DRIVE	5	3	1		2702	169	\$374,900	\$138.75		
<input type="checkbox"/> 200 N ZINNS MILL ROAD	4	2	1		3160	76	\$379,900	\$120.22		
Total Listings						Avg	Avg	Avg	Avg	Avg
9						125	\$365,377	\$135		
Residential-Farm Summary Statistics										
LP:		High		Low		Average		Median		
SP:		\$379,900		\$350,000		\$365,377		\$364,900		
		\$0		\$0		\$0		\$0		

A CMA Spreadsheet is very similar to the other spreadsheet views available in Paragon. You can also customize this view to add or remove fields as necessary in the same way you customize the CMA Quick View or any other View or Report.

Unnamed Spreadsheet													
	1) ML..	Type	Status	Address	Municipality	Area	..	SF AG	3) Lis..	Orig Price	Sold Price	DOM	CMAD
1	<input type="checkbox"/>	10125627	SF	ACT	18 Margate Drive	South Hanover	Met	4	3300	\$379,900	\$458,018	0	
2	<input type="checkbox"/>	10135149	SF	ACT	6636 PAINTED SKY DRIVE	Lower Paxton	Met	5	3106	\$481,900	\$481,900	0	
3	<input type="checkbox"/>	10135756	SF	ACT	114 KOCH LANE	Lower Paxton	Met	4	2800	\$424,900	\$424,900	0	
4	<input type="checkbox"/>	10136510	SF	ACT	291 MINDY DRIVE	Lower Paxton	Met	4	2975	\$449,900	\$461,500	0	
5	<input type="checkbox"/>	10137460	SF	ACT	6284 WITHERS CT	Lower Paxton	Met	4	2850	\$479,500	\$479,500	0	
6	<input type="checkbox"/>	10137544	SF	ACT	2449 Raleigh Road (Lt41)	Derry	Met	4	2300	\$366,900	\$379,900	0	
7	<input type="checkbox"/>	10137611	SF	ACT	222 Mine Road	Derry	Met	5	3000	\$350,000	\$459,900	0	
8	<input type="checkbox"/>	10139004	SF	ACT	121 KOCH LANE	Lower Paxton	Met	4	3046	\$459,900	\$469,900	0	
9	<input type="checkbox"/>	10139504	SF	ACT	113 LENTZ DRIVE	Lower Paxton	Met	5	3380	\$469,900	\$469,900	0	
10	<input type="checkbox"/>	10139551	SF	ACT	505 COLONY DRIVE	Lower Swatara	Met	4	2612	\$359,900	\$362,100	0	

Fidelity MLS Systems Division

If you have a suggestion or Tips & Tricks, please email mlsinfo@fnis.com or call 877-657-4357.